



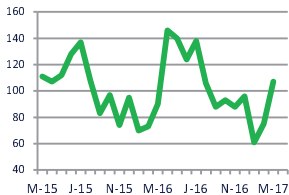
Focus On: Reston Housing Market

March 2017

Zip Code(s): 20194, 20190 and 20191

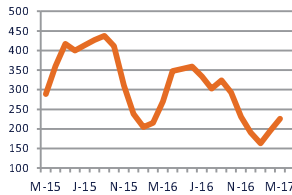
Units Sold

107



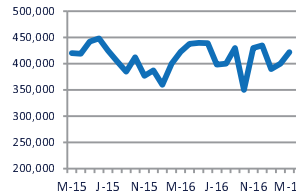
Active Inventory

226



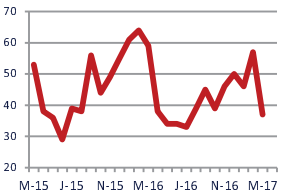
Median Sale Price

\$422,000



Days On Market

37



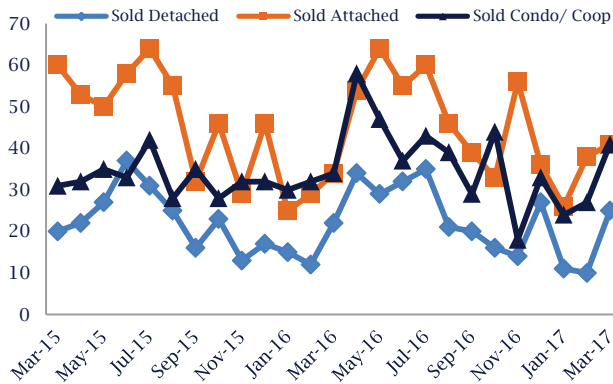
Up 19%
Vs. Year Ago

Down -16%
Vs. Year Ago

No Change
Vs. Year Ago

Down -37%
Vs. Year Ago

Units Sold*



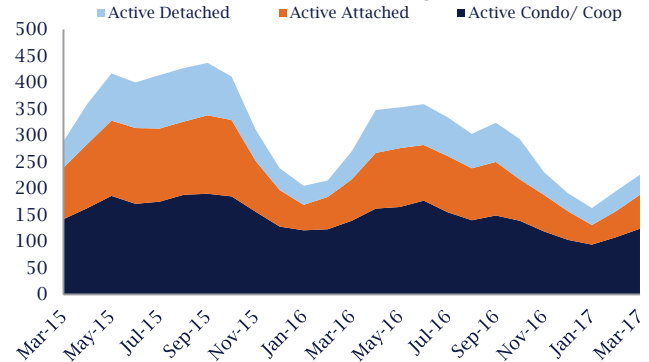
Units Sold

There was an increase in total units sold in March, with 107 sold this month in Reston. This month's total units sold was higher than at this time last year.

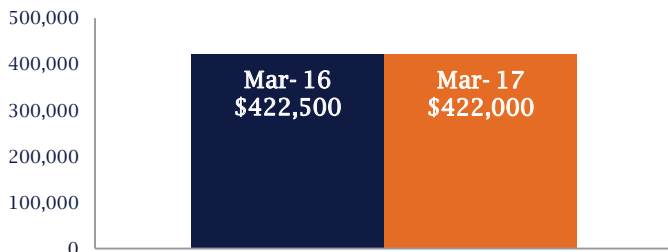
Active Inventory

Versus last year, the total number of homes available this month is lower by 44 units or 16%. The total number of active inventory this March was 226 compared to 270 in March 2016. This month's total of 226 is higher than the previous month's total supply of available inventory of 195, an increase of 16%.

Active Inventory*



Median Sale Price



Median Sale Price

Last March, the median sale price for Reston Homes was \$422,500. This March, the median sale price was \$422,000, which is similar compared to a year ago. The current median sold price is 6% lower than in February.

Median sale price is the middle sale price in a given month. The same number of properties are above & below the median.

Reston are defined as properties listed in zip code/s 20194, 20190 and 20191.

*Detached, Attached, and Condo varies by local area Multiple Listing Service (MLS) definition. For more information regarding your specific market, contact one of Long & Foster's knowledgeable and experienced sales associates.

Information included in this report is based on data supplied by MRIS and its member Association(s) of REALTORS, who are not responsible for its accuracy. Does not reflect all activity in the marketplace. Information contained in this report is deemed reliable but not guaranteed, should be independently verified, and does not constitute an opinion of MRIS or Long & Foster Real Estate, Inc.



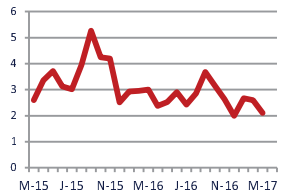
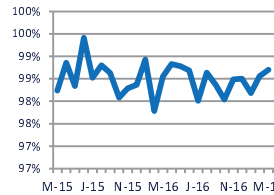
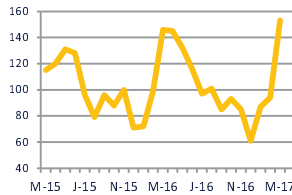
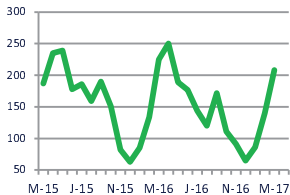


Focus On: Reston Housing Market

March 2017

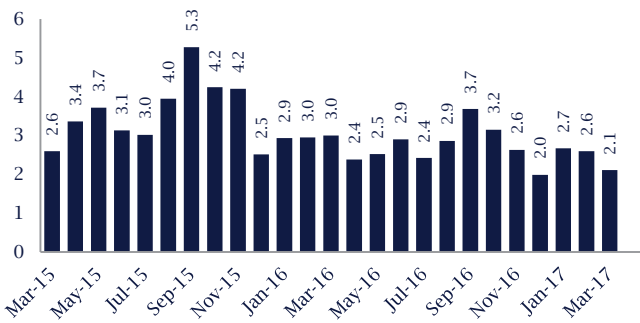
Zip Code(s): 20194, 20190 and 20191

New Listings 208	Current Contracts 153	Sold Vs. List Price 98.7%	Months of Supply 2.1
----------------------------	---------------------------------	-------------------------------------	--------------------------------



Down - 8% Vs. Year Ago	Up 5% Vs. Year Ago	No Change Vs. Year Ago	Down - 30% Vs. Year Ago
----------------------------------	------------------------------	----------------------------------	-----------------------------------

Months Of Supply



Months of Supply

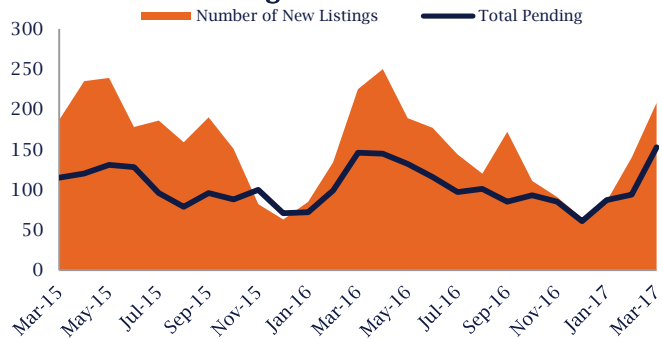
In March, there was 2.1 months of supply available in Reston, compared to 3.0 in March 2016. That is a decrease of 30% versus a year ago.

Months of supply is calculated by dividing current inventory by current sales. It indicates how many months would be needed to sell all of the inventory available at the current rate of demand.

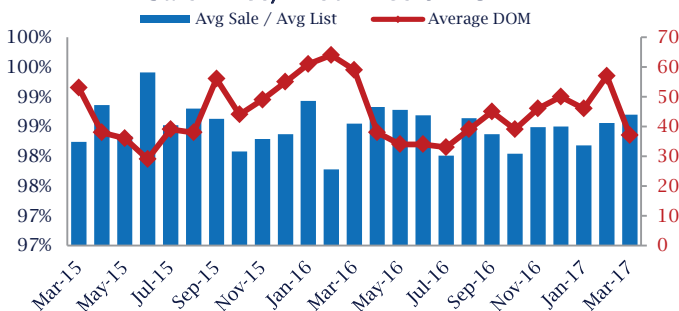
New Listings & Current Contracts

This month there were 208 homes newly listed for sale in Reston compared to 225 in March 2016, a decrease of 8%. There were 153 current contracts pending sale this March compared to 146 a year ago. The number of current contracts is 5% higher than last March.

New Listings & Current Contracts



Sale Price/ List Price & DOM



Sale Price to List Price Ratio

In March, the average sale price in Reston was 98.7% of the average list price, which is similar compared to a year ago.

Days On Market

This month, the average number of days on market was 37, lower than the average last year, which was 59, a decrease of 37%.

Reston are defined as properties listed in zip code/s 20194, 20190 and 20191.

*Detached, Attached, and Condo varies by local area Multiple Listing Service (MLS) definition. For more information regarding your specific market, contact one of Long & Foster's knowledgeable and experienced sales associates.

Information included in this report is based on data supplied by MRIS and its member Association(s) of REALTORS, who are not responsible for its accuracy. Does not reflect all activity in the marketplace. Information contained in this report is deemed reliable but not guaranteed, should be independently verified, and does not constitute an opinion of MRIS or Long & Foster Real Estate, Inc.

